


EDUCATION FREEDOM

Education Freedom Scholarship Application Step-By-Step Guide



Table of Contents

How to Complete an Online EFS Application	3
Contact Information.....	3
Portal Access and Queue.....	4
Creating an Account.....	5
Home Page	7
Starting a New Application	8
New Application Page.....	9
Student Information	10
Primary Parent or Guardian or Self Information.....	11
Additional Parent or Guardian Information.....	12
Eligibility Page	14
United States Citizenship or Lawful Presence in the United States.....	14
Qualified Scholarship.....	15
Residency Verification Page	17
Upload Proof of Residency Documents	17
Review and Finalize Page	19
2025-26 EFS Assurances	19
FERPA Release	20
Submission Confirmation.....	21
My Applications Page	22
Additional Student Application	22
Application Status	22

How to Complete an Online Education Freedom Scholarship (EFS) Application

Please be advised that an incomplete application and/or failure to provide the required documentation will cause you to lose your position in line for the scholarship. Scholarships are awarded based on the order in which complete applications are received.

If you are submitting applications for multiple students, please know that you can only submit one student's application at a time. After you submit the first student's application, the following information will pre-populate for the other students:

- Student address
- Parent/Guardian information
- Residency verification documents

Note: Other eligibility information will not pre-populate for the other students.

Contact Information

The Tennessee Department of Education (department) can answer your questions regarding the EFS Program. See below for specific contact information.

Email: For all questions related to EFS student applications, EFS school registration, and general EFS Program inquiries, please email EFS.Questions@tn.gov.

Portal Access and Queue

The application portal can be accessed from the department's [EFS website](#). To improve the user experience and to support high volumes of users, families will first enter a virtual queue before being redirected to the application portal, which will look like the screenshot below.



You are now in line to apply for the Education Freedom Scholarship.

This page will automatically refresh, and you will be directed to our sign-in page. Please do not close your browser.

Thank you for your patience.

Your estimated wait time is 10 minutes.

Please note that you will be directed to the application portal in the order in which you accessed this site. To maintain your place in line, please wait to be redirected to the application portal.

Applications will be reviewed in the order in which finalized applications are received.

While waiting, please ensure you have your documentation prepared and ready to upload.

Required documentation includes:

- Two (2) Proofs of Tennessee Residency
- One (1) Proof of **Student's** U.S. Citizenship OR two (2) Proofs of **Student's** Lawful Presence

If applying for a Qualified Scholarship, additional documentation requirements include one of the following:

- Proof of Income (2024 Form 1040 or SNAP/TANF documentation)
- Proof of Individualized Education Account (IEA) Program Eligibility ([Learn More Here](#))
- Proof of Education Savings Account (ESA) Program Eligibility ([Learn More Here](#))

All documentation must be uploaded individually in one of the following formats: **jpg, gif, png, pdf, hevc, heic**.

For a full list of required documentation and accepted formats, please view our [Eligibility & Application Checklist here](#).

This page was last updated at X:XX AM/PM.

Creating an Account



1. Complete all fields on the Sign Up page, ensuring that you follow the instructions at the top of the page.

Note: The email address you enter will be the primary means of communication for the EFS Program, including all application status updates.

Sign Up

Instructions: Complete the fields below to create an account.

- For I am a:, please select Parent/Guardian/Self OR School Administrator
- For your *First Name* and *Last Name*, please enter your legal name as it appears on supporting documentation you will submit with your application.

I am a:

First Name

Last Name

Email

Password

Password must be at least 8 characters and requires 1 uppercase, 1 lowercase, 1 number, and 1 special character.

Confirm Password

[I already have an account, take me to sign in](#)



2. Once all the information is entered, select **Sign Up**.

Sign Up

Instructions: Complete the fields below to create an account.

- For I am a:, please select Parent/Guardian/Self OR School Administrator
- For your *First Name* and *Last Name*, please enter your legal name as it appears on supporting documentation you will submit with your application.

I am a:

Parent/Guardian

First Name

Samantha

Last Name

Test

Email

Samantha.Test1@tn.gov

Password

Password must be at least 8 characters and requires 1 uppercase, 1 lowercase, 1 number, and 1 special character.

Confirm Password

Sign Up

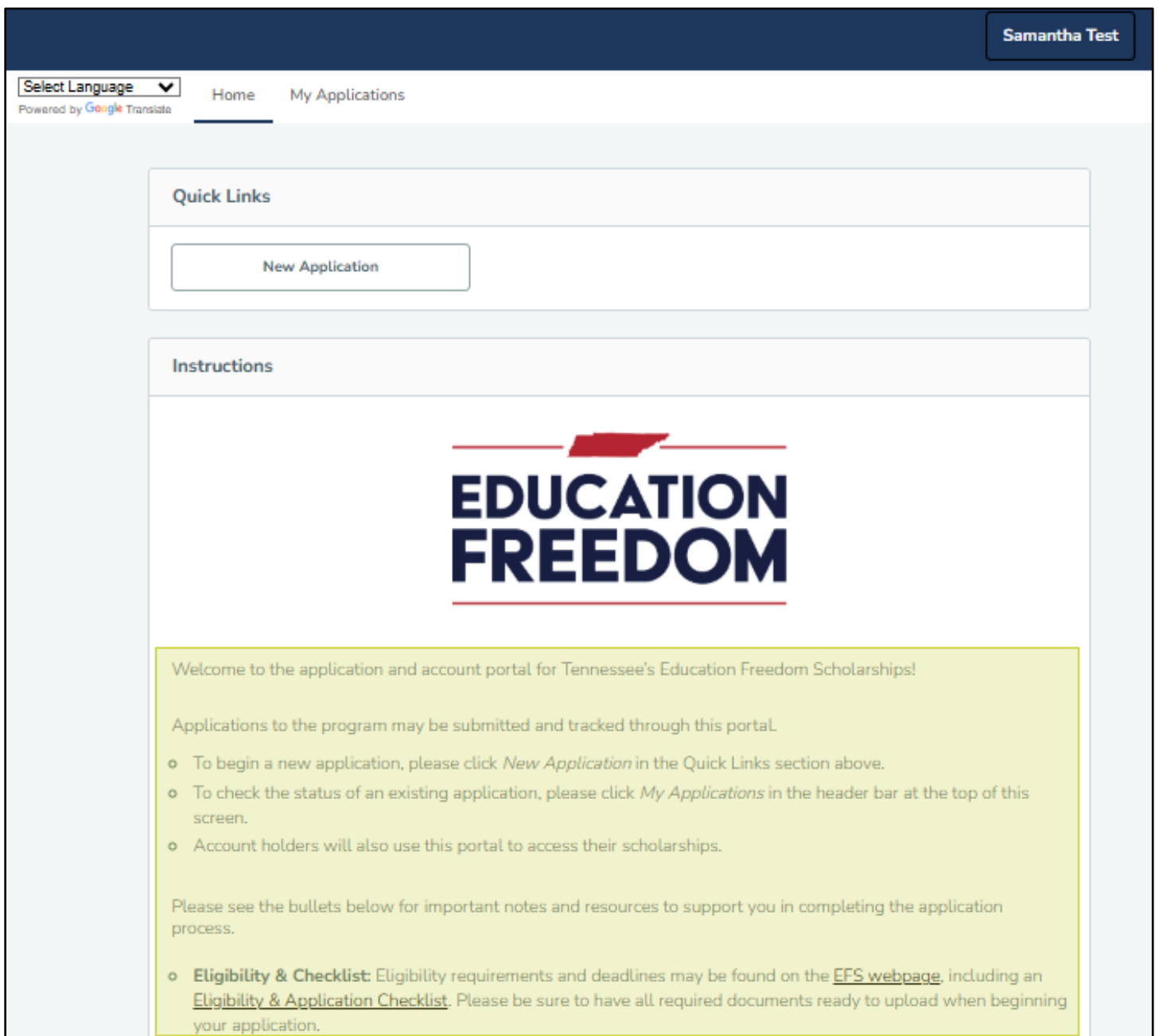
[I already have an account, take me to sign in](#)

Home Page

The Home page provides useful instructions and resources to support the completion of the application:

- Eligibility requirements and deadlines may be found on the [EFS webpage](#), including an [Eligibility and Application Checklist](#). Please ensure you have all the required documents ready to upload when beginning your application.
- Documents must be saved and uploaded individually into the application.
- Acceptable file formats include: jpg, gif, png, pdf, hevc, and heic.

Note: Your session will automatically time out if you take no action on the application for 30 minutes, and you will need to log in again.

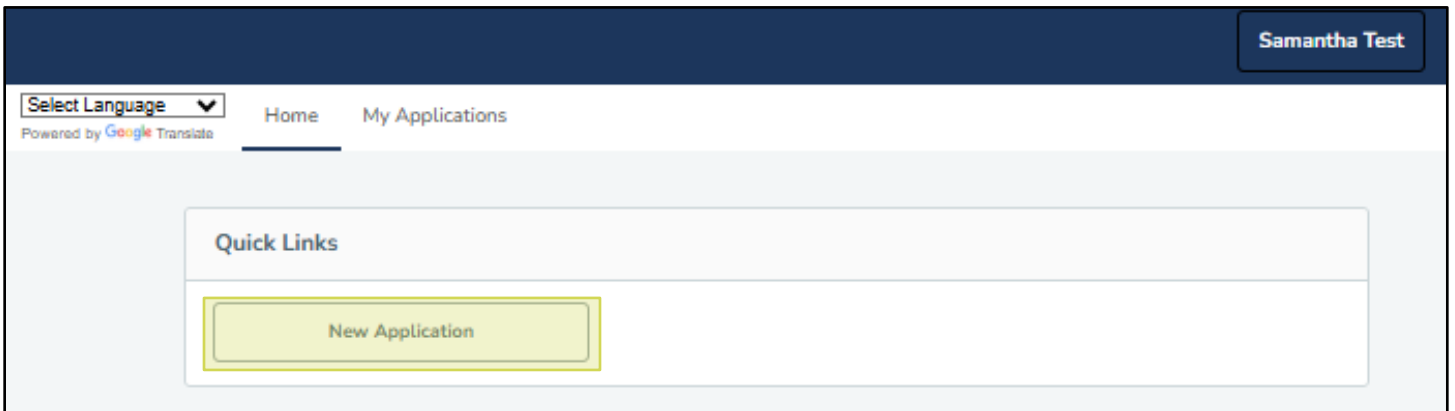


The screenshot shows the home page of the Education Freedom Scholarships application portal. At the top right, the user's name "Samantha Test" is displayed. Below the header, there is a "Select Language" dropdown menu and navigation links for "Home" and "My Applications". The "Home" link is currently selected. The main content area is divided into two sections: "Quick Links" and "Instructions". The "Quick Links" section contains a button labeled "New Application". The "Instructions" section features the "EDUCATION FREEDOM" logo, which consists of a red outline of the state of Tennessee above the words "EDUCATION" and "FREEDOM" in large, bold, blue capital letters. Below the logo, a yellow highlighted box contains the following text: "Welcome to the application and account portal for Tennessee's Education Freedom Scholarships! Applications to the program may be submitted and tracked through this portal." followed by three bullet points: "To begin a new application, please click *New Application* in the Quick Links section above.", "To check the status of an existing application, please click *My Applications* in the header bar at the top of this screen.", and "Account holders will also use this portal to access their scholarships." Below this, another paragraph states: "Please see the bullets below for important notes and resources to support you in completing the application process." followed by a final bullet point: "Eligibility & Checklist: Eligibility requirements and deadlines may be found on the [EFS webpage](#), including an [Eligibility & Application Checklist](#). Please be sure to have all required documents ready to upload when beginning your application."

Starting a New Application



3. Under *Quick Links* on the Home page, select **New Application**.



New Application Page

The New Application page contains useful instructions for completing the fields on this page:

- Provide the necessary information about the student for whom the EFS application is being submitted and the parent/legal guardian.
- The student must be at least five (5) years old by September 30, 2025. See the [EFS Handbook](#) for more information regarding a student with a birthday between August 15 and September 30.
- Information provided on this page will be used in the eligibility and residency verification processes, so please use legal names.

Note: Your application will not be saved until you complete all required fields on this page and select **Save & Continue**.

Student Information

4. Complete all fields in this section for your student. If you are a student applying for yourself, submit your own information.

Note: The student's current or previous name must match the documents used to verify United States (U.S.) citizenship or lawful presence in the U.S.

Note: Please enter the student's grade level for the **2025-26** school year.

Student Information

Student's First Name Student's Last Name Suffix

Student's Previous Name(s) - *if applicable*

Student's Address

City State Zip

Grade Level for 2025-26 School Year

Student's Birthday

Student's Race and/or Ethnicity (Select all that apply.)

- American Indian or Alaska Native
- Asian
- Black or African American
- Hispanic or Latino
- Middle Eastern or North African
- Native Hawaiian or Pacific Islander
- White
- Prefer not to answer

Student's Sex

Has the student ever repeated a grade?

Yes No

5. If you selected **Yes** to "Has the student ever repeated a grade?" please list which grade(s).

Has the student ever repeated a grade?

Yes

No

Which grade(s)?

Primary Parent or Guardian or Self Information

- 6.** Complete the remaining fields in this section for the primary parent or guardian (or the eligible student if the applicant has reached the age of 18 or is emancipated).

Note: The First Name, Last Name, and Email Address fields are populated with information you provided when setting up your account.

Primary Parent or Guardian or Self

First Name: Samantha

Last Name: Test

Suffix:

Email Address: samantha.test1@tn.gov

Phone Number:

What is the relationship to the student above?

I certify that I am the parent and/or legal guardian of the student above, or that I am a student over 18 years of age or an emancipated minor applying on my own behalf.

- 7.** If you selected **Other** to “What is the relationship to the student above?” please specify in the text box.

What is the relationship to the student above?

Other

Other (please specify relationship)

- 8.** Ensure the certification box is checked if true. If this is not true, please do not continue.

Note: The checkbox to certify that you are the parent and/or legal guardian of the student, a student over 18 years of age, or an emancipated minor applying on your own behalf must be checked to progress past this page.

I certify that I am the parent and/or legal guardian of the student above, or that I am a student over 18 years of age or an emancipated minor applying on my own behalf.

Additional Parent or Guardian Information

9. If you would like to provide details for an additional Parent or Guardian, complete all fields in this section. If you selected **Other** to “What is the relationship to the student above?” please specify in the text box.

Note: If the documents you upload to verify residency are in another parent/guardian's name, you must enter that other parent/guardian's information here.

Additional Parent or Guardian

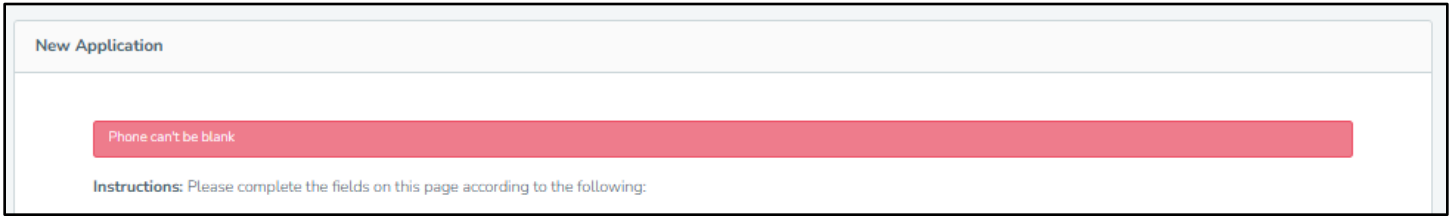
First Name	Last Name	Suffix
<input type="text"/>	<input type="text"/>	<input type="text"/>
Email Address	Confirm Email Address	
<input type="text"/>	<input type="text"/>	
Phone Number		
<input type="text"/>		
What is the relationship to the student above?		
<input type="text"/>		

10. Once all fields are complete and the certification box is checked if true, select **Save & Continue**. If there are any errors in your entries, a warning box will appear and prevent you from moving forward. It is required to resolve all errors to proceed.

Additional Parent or Guardian

First Name	Last Name	Suffix
<input type="text" value="Jared"/>	<input type="text" value="Test"/>	<input type="text"/>
Email Address	Confirm Email Address	
<input type="text" value="Jared.Test@tn.gov"/>	<input type="text" value="Jared.Test@tn.gov"/>	
Phone Number		
<input type="text" value="(555) 555-5555"/>		
What is the relationship to the student above?		
<input type="text" value="Father"/>		

Note: The screenshot below shows an example of an error that must be resolved before you can select **Save & Continue**. The respective field in the application will highlight red to show where the error exists.



Eligibility Page

The Eligibility page contains useful instructions for uploading supporting documentation:

- Please ensure all required documents are uploaded, documentation is clear and legible, and all required fields are completed on the documents. Incomplete applications will be returned and **will not maintain their place in line for scholarship consideration**.
- For documents originally produced in languages other than English, only the certified English translation copies will be accepted.
- If you need to replace an uploaded document, you may select **Choose File** again and upload a replacement document. Once you select **Save & Continue** at the bottom of this screen, you will not be able to remove an uploaded file.

Note: U.S. citizenship or lawful presence in the U.S. documentation must be for the **student** (with the student's name), not the parent/guardian.

The screenshot shows the 'Eligibility' page of an application system. At the top, there is a user name 'Samantha Test' and a navigation menu with 'Student Information', 'Eligibility', 'Residency Verification', and 'Review & Finalize'. The 'Eligibility' page contains an 'Application Checklist' on the left with items: 'New Application', 'Student Information' (checked), 'Eligibility' (unchecked), 'Residency Verification' (unchecked), and 'Review & Finalize' (unchecked). The main content area has a yellow background with instructions: 'Instructions: This page requires uploads of supporting documentation to demonstrate the student's eligibility for the EFS program as either a U.S. citizen or lawfully present in the U.S. This information is required for all applications. Additionally, if you are interested in applying for a Qualified Scholarship, you will be prompted to upload documentation to demonstrate eligibility. For more information on all eligibility requirements, please click [here](#). For all documentation uploaded, please note the following: • Please ensure all required documents are uploaded, documentation is clear and legible, and all required fields are completed on the documents. Incomplete applications will be returned and will not maintain their place in line for scholarship consideration. • For student proof of U.S. citizenship or lawful presence in the U.S., please note the documentation should be for the student, not a parent/legal guardian. • For documents originally produced in languages other than English, only certified English translation copies will be accepted. • If you need to replace an uploaded document, you may select *Choose File* again and upload a replacement document. Once you select *Save & Continue* at the bottom of this screen, you will not be able to remove an uploaded file. Please review your uploads and ensure they meet all requirements before moving to the next step of the application.'

United States Citizenship or Lawful Presence in the United States



11. Select the appropriate response for which type of documents you will upload for the student.

The screenshot shows a question: 'Which form(s) of documentation will you be submitting to confirm the student's United States citizenship or lawful presence in the United States?'. There are two radio button options: 'Proof of Student's United States Citizenship' and 'Proofs of Student's Lawful Presence in the United States'. The first option is selected.



12. If you selected **Proof of Student's United States Citizenship**, upload **one** approved document.

Which form(s) of documentation will you be submitting to confirm the student's United States citizenship or lawful presence in the United States?

Proof of Student's United States Citizenship

Proofs of Student's Lawful Presence in the United States

Please upload one of the approved document types. For a list of approved documents, visit [this link](#).

No file chosen

Accepted file types: jpg, gif, png, pdf, hevc, heic



13. If you selected **Proofs of Student's Lawful Presence in the United States**, upload **two** approved documents.

Which form(s) of documentation will you be submitting to confirm the student's United States citizenship or lawful presence in the United States?

Proof of Student's United States Citizenship

Proofs of Student's Lawful Presence in the United States

Upload 1 of 2 – Please upload one of the approved document types. For a list of approved documents, visit [this link](#).

No file chosen

Accepted file types: jpg, gif, png, pdf, hevc, heic

Upload 2 of 2 – Please upload one of the approved document types. For a list of approved documents, visit [this link](#).

No file chosen

Accepted file types: jpg, gif, png, pdf, hevc, heic

Qualified Scholarship



14. Select whether you wish to apply for a Qualified Scholarship to increase the likelihood of obtaining one of the 20,000 scholarships available. If you select **Yes**, you will be prompted to upload documentation to demonstrate that you meet the criteria for a Qualified Scholarship. If you select **No**, your application will still be considered for a Universal Scholarship.

Do you wish to apply for a Qualified Scholarship? (Note: If you select "No," your application will still be considered for a Universal Scholarship. Learn more about Qualified and Universal Scholarships [here](#).)

Yes

No



15. If you have selected **Yes** and wish to apply for a Qualified Scholarship, choose the appropriate option and upload the required documentation. If you selected **No**, skip this step.

Note: Each documentation type includes different specifications for uploads. Please read the upload instructions carefully before selecting your file to upload.

Do you wish to apply for a Qualified Scholarship? (Note: If you select "No," your application will still be considered for a Universal Scholarship. Learn more about Qualified and Universal Scholarships [here](#).)

Yes

No

Which form of documentation will you be submitting to demonstrate Qualified Scholarship Eligibility? (Note: More information on the accepted forms of documentation is available [here](#).)

Form 1040 Federal Tax Return for 2024

TANF or SNAP Eligibility Documentation

Proof of Individualized Education Account (IEA) Eligibility

Proof of Education Savings Account (ESA) Eligibility

Which form of documentation will you be submitting to demonstrate Qualified Scholarship Eligibility? (Note: More information on the accepted forms of documentation is available [here](#).)

Form 1040 Federal Tax Return for 2024

TANF or SNAP Eligibility Documentation

Proof of Individualized Education Account (IEA) Eligibility

Proof of Education Savings Account (ESA) Eligibility

◦ Please upload a copy of the 2024 Form 1040 tax return that was filed by the parent/legal guardian and lists the eligible student as a dependent. 2024 Form 1040 returns for both parents of an eligible student shall be included if either:

- Parents of the eligible student share joint primary residential custody such that neither or both are designated as the primary parent in a custody order, or
- Parents of the eligible student share a household but filed taxes as "married, filing separately" or as "head of household"

◦ The name, address, entire list of dependents, and Line 9 of the document must be visible. The student's name should be listed as a dependent.

Choose File No file chosen

Accepted file types: jpg, gif, png, pdf, hevc, heic

Add Another File +



16. Once all fields are complete, select **Save & Continue**. If there are any errors in your entries, a warning box will appear and prevent you from moving forward. It is required to resolve all errors to proceed.

Do you wish to apply for a Qualified Scholarship? (Note: If you select "No," your application will still be considered for a Universal Scholarship. Learn more about Qualified and Universal Scholarships [here](#).)

Yes
 No

Save & Continue →

Residency Verification Page

The Residency Verification page contains useful instructions for uploading supporting documentation:

- Please ensure all required documents are uploaded, documentation is clear and legible, and all required fields are completed on the documents. Incomplete applications will be returned and **will not maintain their place in line for scholarship consideration**.
- For documents originally produced in languages other than English, only the certified English translation copies will be accepted.
- If you need to replace an uploaded document, you may select **Choose File** again and upload a replacement document. You may also select **Add Another Document** at the bottom of the screen. Once you select **Save & Continue** at the bottom of this screen, you will not be able to remove an uploaded file.

Note: PO Boxes are not allowable for proof of residency.

The screenshot shows the 'Residency Verification' step of an application process. On the left is an 'Application Checklist' with items: 'New Application' (green bar), 'Student Information' (checked), 'Eligibility' (checked), 'Residency Verification' (unchecked), and 'Review & Finalize' (unchecked). The main content area is titled 'Residency Verification' and contains a yellow box with instructions: 'This page requires the upload of two (2) proofs of Tennessee Residency. For each upload, please select the type of approved documentation included in the upload.' It lists requirements: name of parent/guardian/student, address, and date of document. It also notes that PO boxes are not allowed and provides links to 'Eligibility & Application Checklist' and 'FAQ'. At the bottom, it says 'Please review your uploads and ensure they meet all requirements before moving to the next step of the application.' and provides a link to 'view a complete list of acceptable documents here'.

Upload Proof of Residency Documents



17. For each upload, select the document type.

Select Document Type

Choose File No file chosen Accepted file types: jpg, gif, png, pdf, hevc, heic



18. For each upload, select **Choose File** to upload the supporting documentation. You may select **Add Another Document** to add any additional residency documentation that is needed.

Select Document Type

Choose File No file chosen Accepted file types: jpg, gif, png, pdf, hevc, heic



19. Once all fields are complete, select **Save & Continue**. If there are any errors in your entries, a warning box will appear and prevent you from moving forward. It is required to resolve all errors to proceed.

Please review your uploads and ensure they meet all requirements before moving to the next step of the application.

You can view a complete list of acceptable documents [here](#).

Select Document Type

Affidavit of Residence - Landlord Affidavit (Issued within the last 90 days; Signed and notarized)

Choose File Placeholder Document.pdf Accepted file types: jpg, gif, png, pdf, hevc, heic

Select Document Type

Fiscal Documentation - Employment Check Stub, Bank Statement (Issued within the last 90 days)

Choose File No file chosen Accepted file types: jpg, gif, png, pdf, hevc, heic

[Add Another Document](#)

Save & Continue →

Review and Finalize Page

2025-26 EFS Assurances



20. Carefully review the entire **2025-26 EFS Assurances**. Once reviewed, check the box to affirm and provide a signature. Failure to check or sign will not allow the application to move forward.

The screenshot shows the 'Review & Finalize' page for the 2025-26 EFS Assurances. At the top right, the user's name 'Samantha Test' is displayed. The navigation menu includes 'Student Information', 'Eligibility', 'Residency Verification', and 'Review & Finalize'. The 'Review & Finalize' section is active, showing instructions and a list of 9 assurances. A yellow box highlights the checkbox for acknowledging the assurances and the signature box below it.

Application Checklist

- New Application
- ✓ Student Information
- ✓ Eligibility
- ✓ Residency Verification
- ✗ Review & Finalize
- ← Applications

Review & Finalize

Instructions: Please review both the 2025-26 EFS Assurances and the FERPA Release information below. After completing both sections, you may click either *Finalize & Submit* your application or *Save for Later* to return to your progress at a later time.

Please review the 2025-26 EFS Assurances information below. After review, confirm acknowledgement and agreement by checking the box and providing your signature below the assurances.

2025-26 EFS Assurances

- Participation in the EFS Program shall have the same effect as a parental refusal to consent to the receipt of services under the federal Individuals with Disabilities Education Act (IDEA - 20 U.S.C. § 1414).
- If the student currently has an Individualized Education Program (IEP), upon enrolling in the EFS Program and for as long as the student participates in the EFS Program:
 - The student will not be entitled to a free appropriate public education (FAPE) provided through an IEP.
 - The student's IEP will not be effective and can only be used by unenrolling from the EFS Program and re-enrolling in a public school.
 - The student may be eligible for equitable services provided through a services plan.
 - The student does not have an entitlement to any particular special education and related service as part of the services plan.
- If the number of EFS Program applications received by the department from eligible students exceeds the maximum number of scholarships available for that school year, then the department will conduct an enrollment prioritization process.
- An awarded and funded EFS is dependent upon proof of enrollment in an EFS registered Category I, II, or III non-public school by the department's communicated deadline. Failure to provide proof of enrollment by the department's deadline will result in voluntary forfeiture of the scholarship.
- The public school district in which the student resides and the public school the student is zoned to attend are released from all obligations to educate the student during the time the student is enrolled in the EFS Program.
- The participating student shall remain enrolled in an EFS registered Category I, II, or III non-public school during the time the student is enrolled in the EFS Program.
- The participating student shall not be enrolled in the Individualized Education Account (IEA) or Education Savings Account (ESA) program during the time the student is enrolled in the EFS Program.
- By signing these assurances, the applicant certifies that he/she has the legal right and responsibility to direct the education of the student.
- Any contract a family signs with a school is the responsibility of the parties represented in the contract. Families need to carefully read the terms of the contract to ensure an understanding of refunds, payment schedules, etc., prior to signing. It is the responsibility of the family to ensure that the terms of the contract are fulfilled. The EFS Program and the

I understand that checking this box and signing below confirms my acknowledgement and agreement to the above Assurances.

Please Sign Below

Clear Signature

FERPA Release



21. Carefully review the entire FERPA Release. Once reviewed, check the box to affirm and provide a signature. Failure to check or sign will not allow the application to move forward.

Instructions: Please review the FERPA Release information below. After review, confirm acknowledgement and agreement by checking the box and providing your signature below the release.

FERPA Release

The Family Educational Rights and Privacy Act (FERPA) of 1974 is a federal law that protects the privacy of student education records, as defined by 20 U.S.C. § 1232g and 34 CFR § 99.3. In order for a student to participate in the EFS Program, the account holder must sign a release of information to allow the Tennessee Department of Education (department) to disclose personally identifiable information contained in the student's education records to the individuals and agencies listed below. This form is provided as a means for account holders to give the department permission to discuss the student's education records with someone other than themselves (written consent will be kept permanently on file). Any and all disclosures made by the department will be for the sole purpose of carrying out official functions of the EFS Program or complying with relevant laws. Any personally identifiable information from a student's education record that is disclosed to a third party must be kept confidential and used solely for the purpose authorized by the relevant law.

I understand that the Family Educational Rights and Privacy Act of 1974 prohibits any further disclosure of this information without my specific written consent, or as otherwise permitted by such regulations. I understand that I have the right not to consent to disclosure of this information. I understand that this consent shall remain in effect until revoked by me, in writing, and delivered to the department, but that any such revocation shall not affect disclosures previously made by the department prior to the receipt of any such written revocation. If for any reason an account holder decides to cancel this release, the account holder must send an email withdrawing their consent, indicating the person(s) affected to: EFS.Questions@tn.gov.

Having read and understood this release, I hereby authorize the department to release information from the student's education records to the following:

- (1) Any school in which the student has been previously enrolled, for the purpose of establishing that the student meets the eligibility requirements of the EFS Program;
- (2) Any private school in which the student enrolls while participating in the EFS Program, for the purpose of operating the EFS Program and establishing that the student meets the ongoing participation requirements of the EFS Program; and
- (3) Any state department or agency as needed to comply with audit or evaluation requests as required by state law;
- (4) Account holders may also give written consent to the department to discuss the student's education records with someone other than the account holder by emailing EFS.Questions@tn.gov. Please note that the department is already authorized to share student information with the account holder and/or the student's parent(s)/legal guardian(s) even if the latter is not listed on the application.

I understand that checking this box and signing below confirms my acknowledgement and agreement to the above FERPA Release.

Please Sign Below

Clear Signature



22. Once all fields are complete, select Finalize & Submit. If there are any errors in your entries, a warning box will appear and prevent you from moving forward. It is required to resolve all errors to proceed.

I understand that checking this box and signing below confirms my acknowledgement and agreement to the above FERPA Release.

Please Sign Below

Samantha Test

Clear Signature

Questions or Comments?

Finalize & Submit

Submission Confirmation



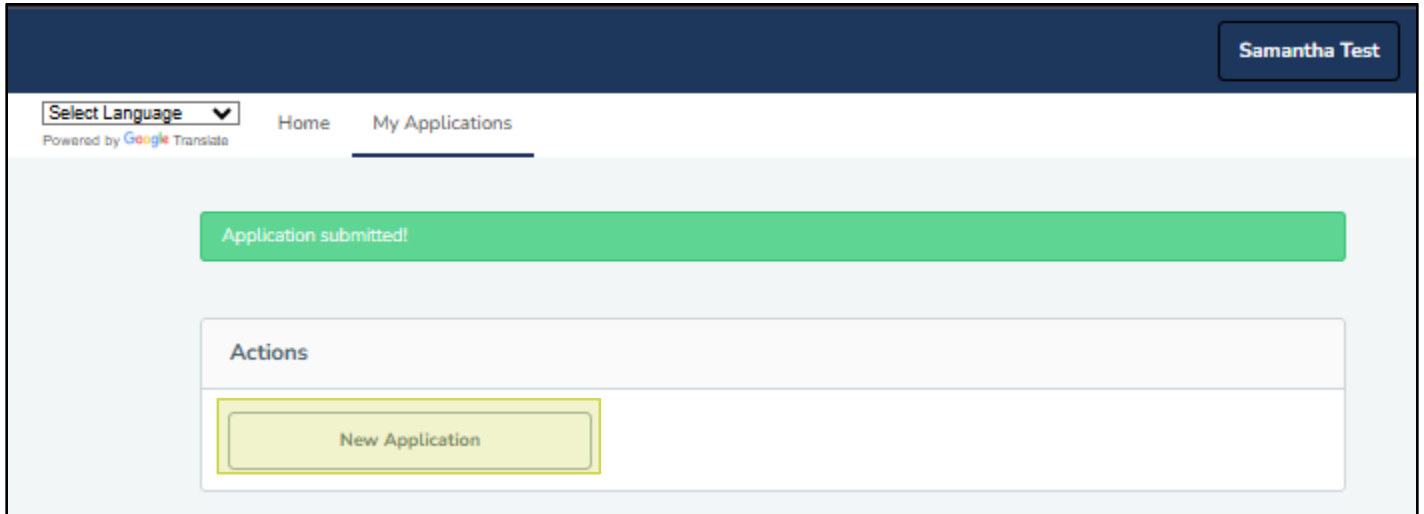
23. You will receive a confirmation message once the application is submitted. You should also have received a confirmation email from notifications@theolearning.com at the address you provided for the account. Select **Back to Applications** to go to the My Applications page. From there, you can start a new application for additional students or check your application status.

The screenshot shows a user interface for the Tennessee Department of Education's Education Freedom Scholarships application system. At the top right, the user's name "Samantha Test" is displayed. A navigation button labeled "← Back to Applications" is located in the top left. A prominent green banner states: "Your application has been submitted and is Pending EFS Review". Below this, a message box titled "A Message from Tennessee Department of Education – Education Freedom Scholarships" contains the following text: "Thank you for submitting your application!", "Applications will be reviewed in the order in which they are received.", "Upon review of your application, an email will be sent from notifications@theolearning.com with the updated status and any next steps that may be necessary.", and "Click on My EFS Applications to check the status of your application."

My Applications Page

Additional Student Application

- ✓ 24. Select **New Application**. Repeat the steps in this guide (from [Step 4](#)) for each eligible student.



Application Status

Scroll to the bottom of the My Applications page to check the status of your application(s). Additional information about application statuses can be found in the [EFS Handbook](#).

Applications					
ID	Date	Student	School	Status	
355187	05/12/2025 2025-26	Jill Test	No Action Needed	Pending EFS Review Submitted on 05/12/25	

Note: Applications will be reviewed in the order they are received. All future communication will occur via email. Please monitor your email for emails from notifications@thelearning.com and the department.



Tennessee Department of Education | 2025-26 School Year

tn.gov/education/EFS

Permission is granted to use and copy these materials for non-commercial educational purposes with attribution credit to the "Tennessee Department of Education." If you wish to use the materials for reasons other than non-commercial educational purposes, please contact the office of general counsel at (615) 741-2921.

5/13/2025